

**MIND
BODY
SOUL**

NELL ARNETT


ART2602C

SPRING 2022

PHOTOSHOP TRIPTYCH

RE-
SEARCH

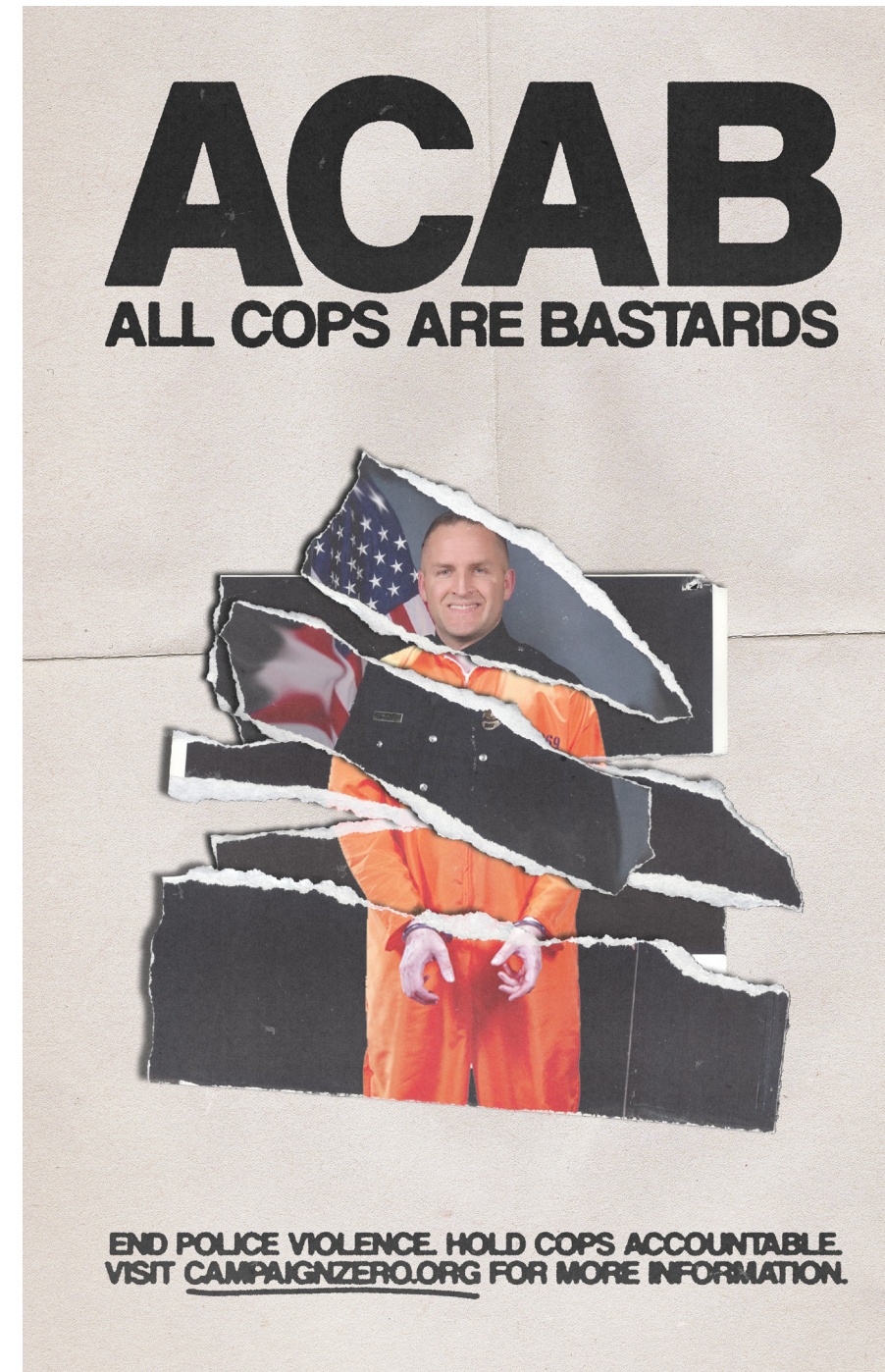
INSPIRATION



@lucia_chiner_fotografia on IG




@jpsrnuenes on IG



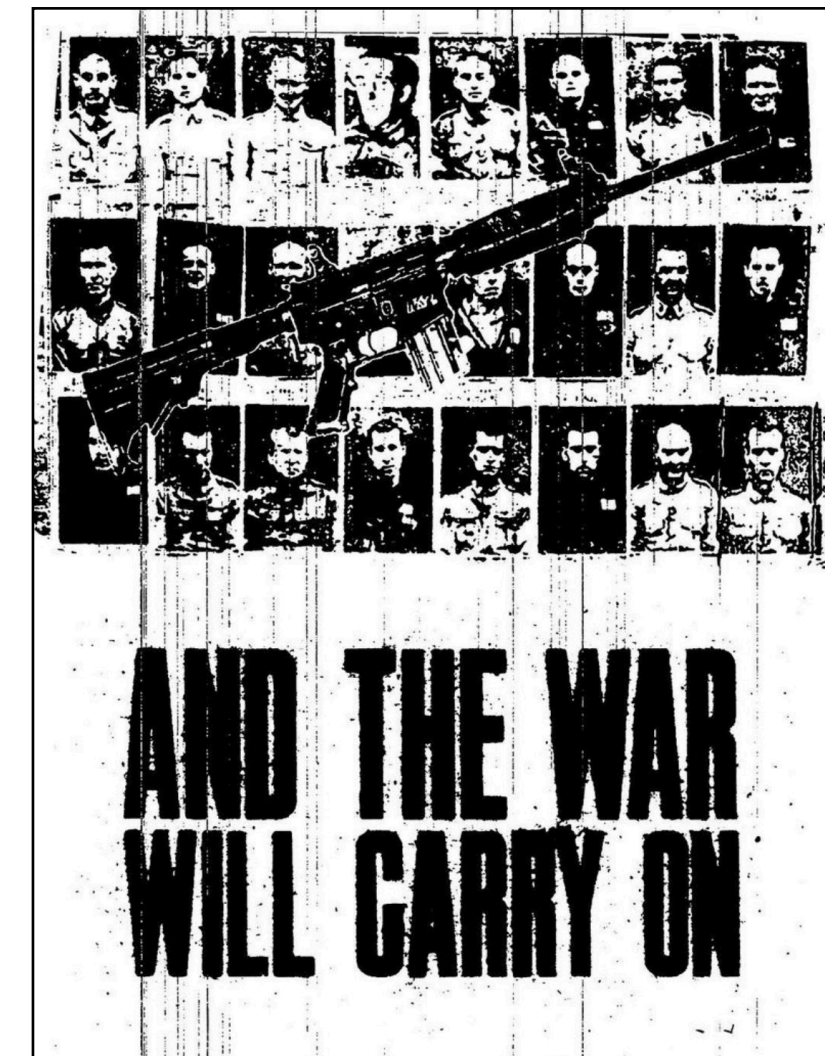
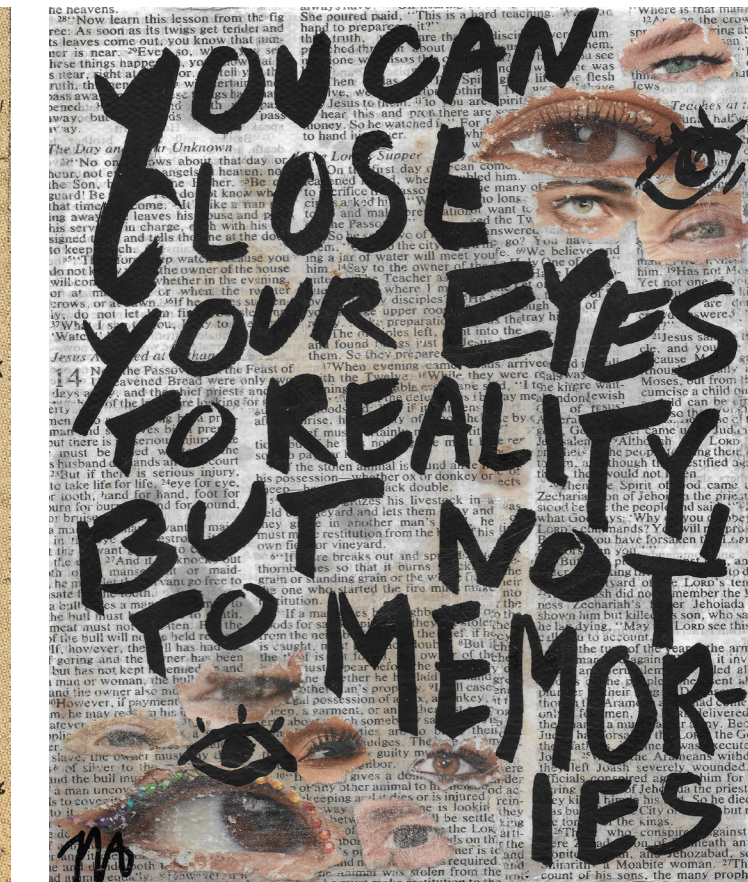
own previous work



@bykxng on IG



own previous works



@tommywilsondesign on IG

BRAINSTORMING

MIND- intellectually:

- creative
- disassociating
- smart
- tech-savvy
- overactive
- overthinking
- obsessive
- activist
- living in the past

BODY- physically:

- tired
- small
- observant
- wandering
- hands-on learner
- self-conscious

SOUL- spiritual/emotionally:

- anxious/stressed
- non-theistic
- pessimistic
- loving
- easily attached
- daydreaming

PHOTO SOURCES

MIND

- mannequin stitched together: <https://unsplash.com/photos/2WXx6maML4E>
- three mannequins: <https://unsplash.com/photos/cEoyHyFDyMw>
- protest sign - no justice: <https://unsplash.com/photos/Of82yULB3Gg>
- protest sign - changing/choosing: <https://unsplash.com/photos/LB9dkIK0xb0>
- starry night: <https://www.rawpixel.com/image/537438>
- cables: <https://www.pexels.com/photo/electrical-wires-2332882/>
- mess of wires: <https://www.pexels.com/photo/blue-yellow-and-red-coated-wires-4480541/>
- trail of books: <https://unsplash.com/photos/hmCMUZKLxa4>
- fireworks: <https://unsplash.com/photos/tN7phR1HzM>
- watches & clocks: <https://www.heritageype.com/pages/free-watch-and-clock-illustrations>




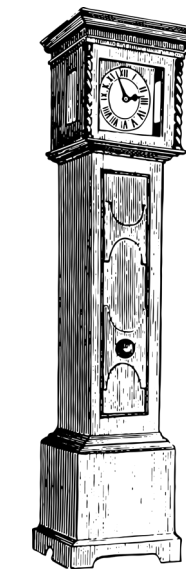

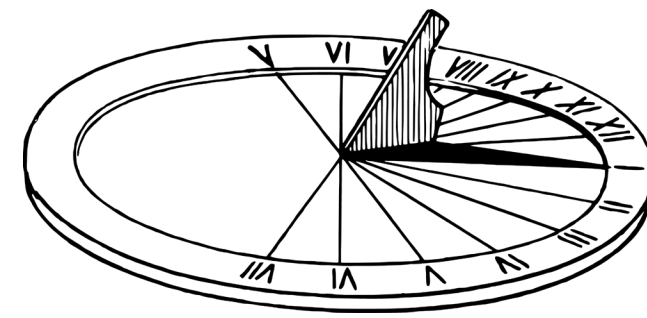




PHOTO SOURCES, CONT.

BODY

- hands holding stuff 04: <https://www.heritageype.com/pages/hands-holding-stuff-04-free-illustrations>
- hands holding stuff 03: <https://www.heritageype.com/pages/hands-holding-stuff-03-free-illustrations>
- arms reaching up: <https://unsplash.com/photos/-S4OsO0c6Ts>
- eye: <https://www.rawpixel.com/image/2742839/free-illustration-image-vintage-eye>
- moon in the night sky: <https://www.rawpixel.com/image/5924419/photo-image-moon-public-domain-nature>
- ghost image: <https://unsplash.com/photos/ZC0EbdLC8G0>
- mountain hike: <https://unsplash.com/photos/eqZGI9kJVXI>
- desert: <https://unsplash.com/photos/O35rT6OytRo>
- mountains: <https://unsplash.com/photos/GjpUV4k76F8>







PHOTO SOURCES, CONT.

SOUL

- clouds
 - <https://unsplash.com/photos/lbmrrNgq2lo>
 - https://unsplash.com/photos/gJILnne_HFg
 - <https://unsplash.com/photos/9AqldzEc9pY>
- tightrope: <https://unsplash.com/photos/vfJPtNFGfVs>
- tall clocks: <https://unsplash.com/photos/f2xfTOv0p9Y>
- be my valentine 02: <https://www.heritage.type.com/pages/free-valentines-day-02-illustrations>
- cross: <https://unsplash.com/photos/tYRM7Q6kBII>
- rose garden: <https://www.heritage.type.com/pages/vintage-rose-illustrations>
- barbed wire: <https://unsplash.com/photos/o9WMtUgPmQE>



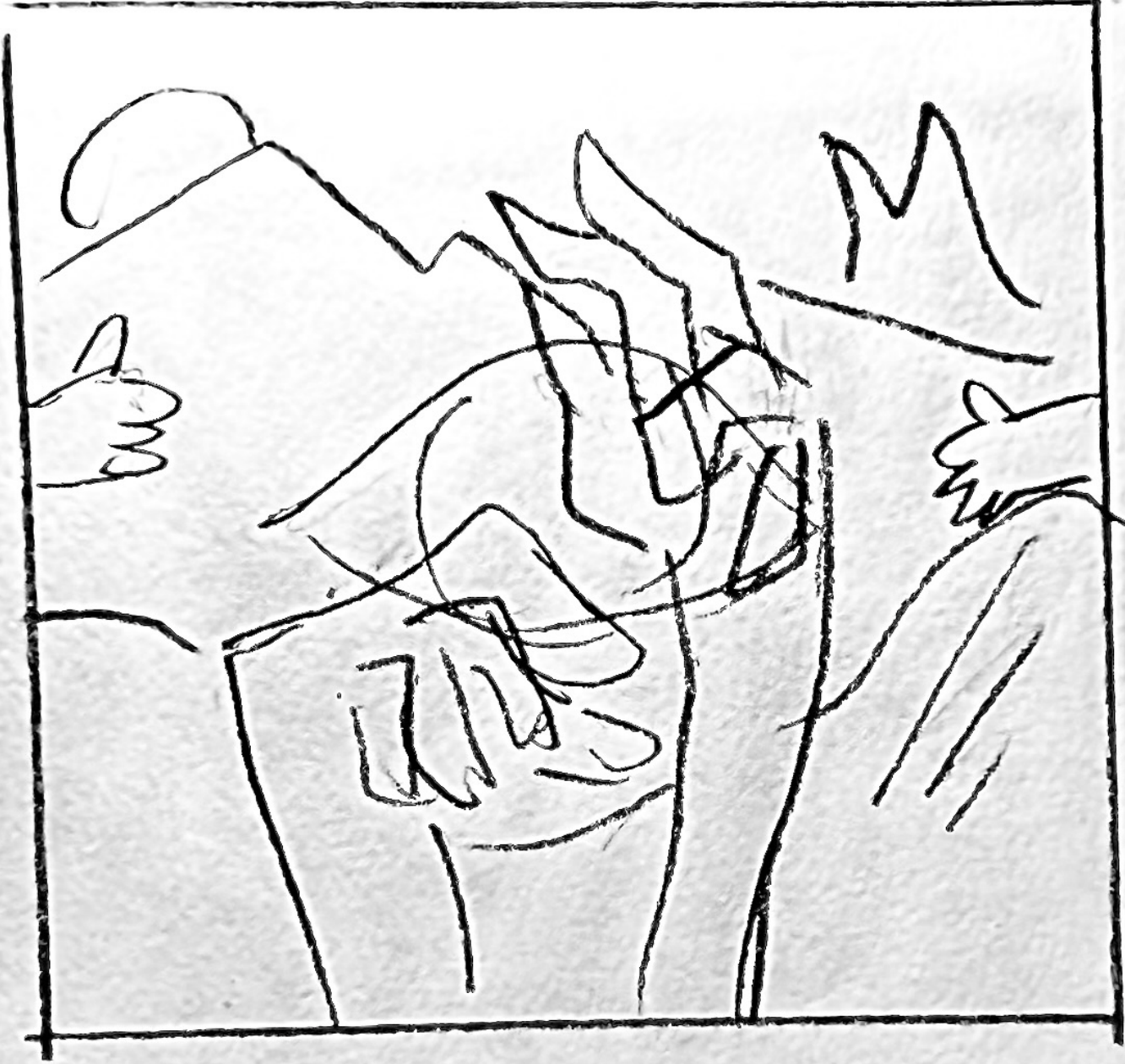
PROCE-

DURE

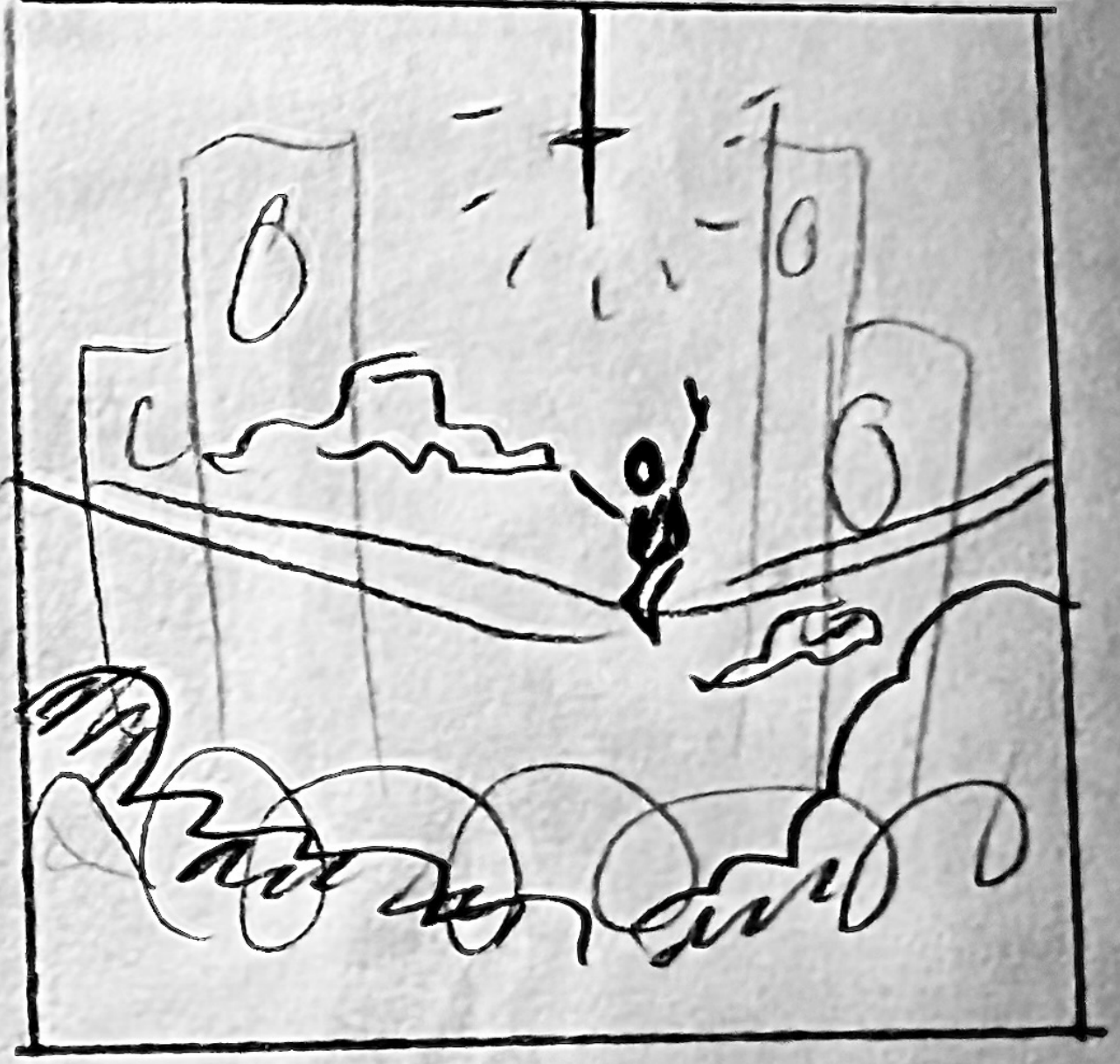
SKETCHES



MIND

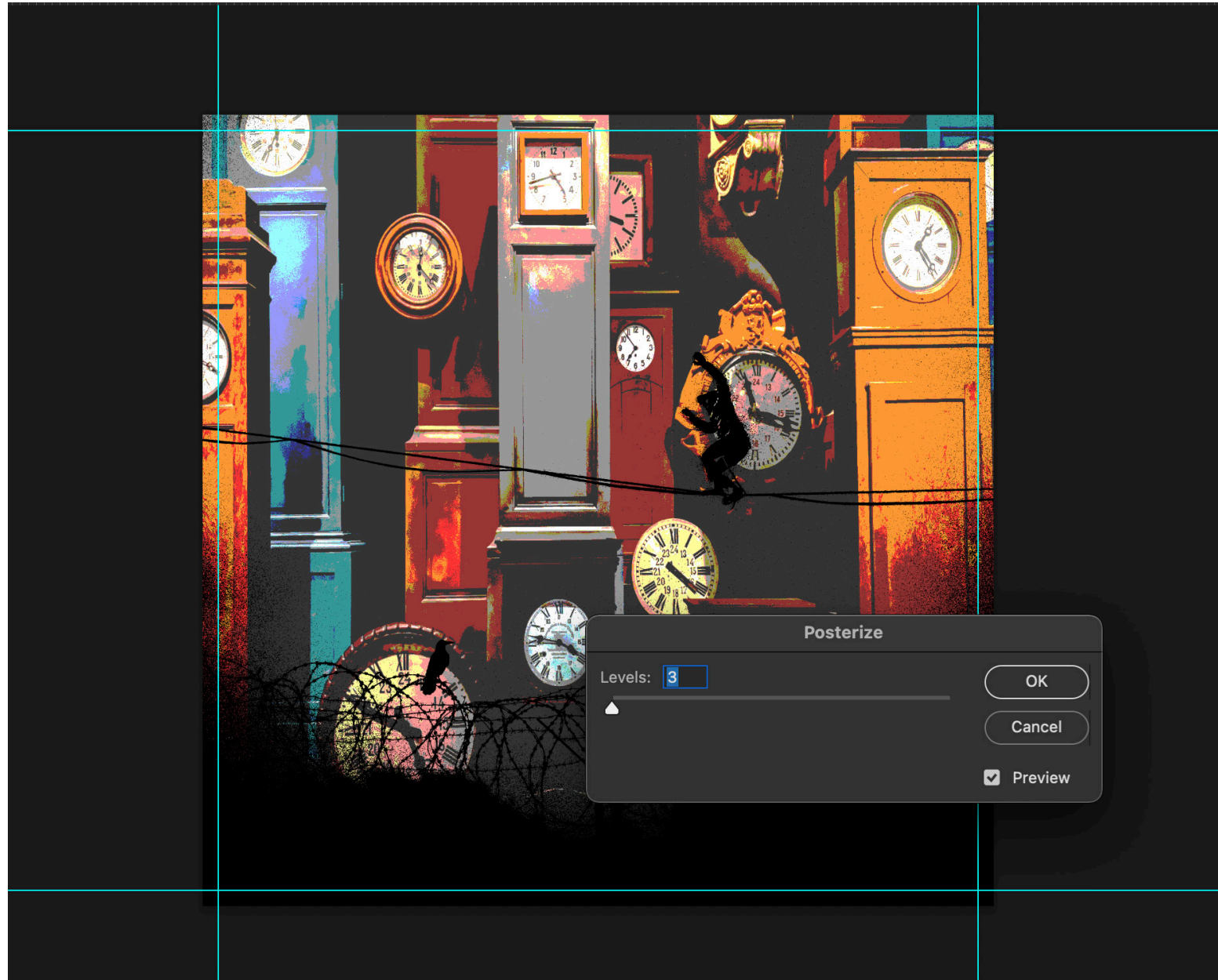


BODY



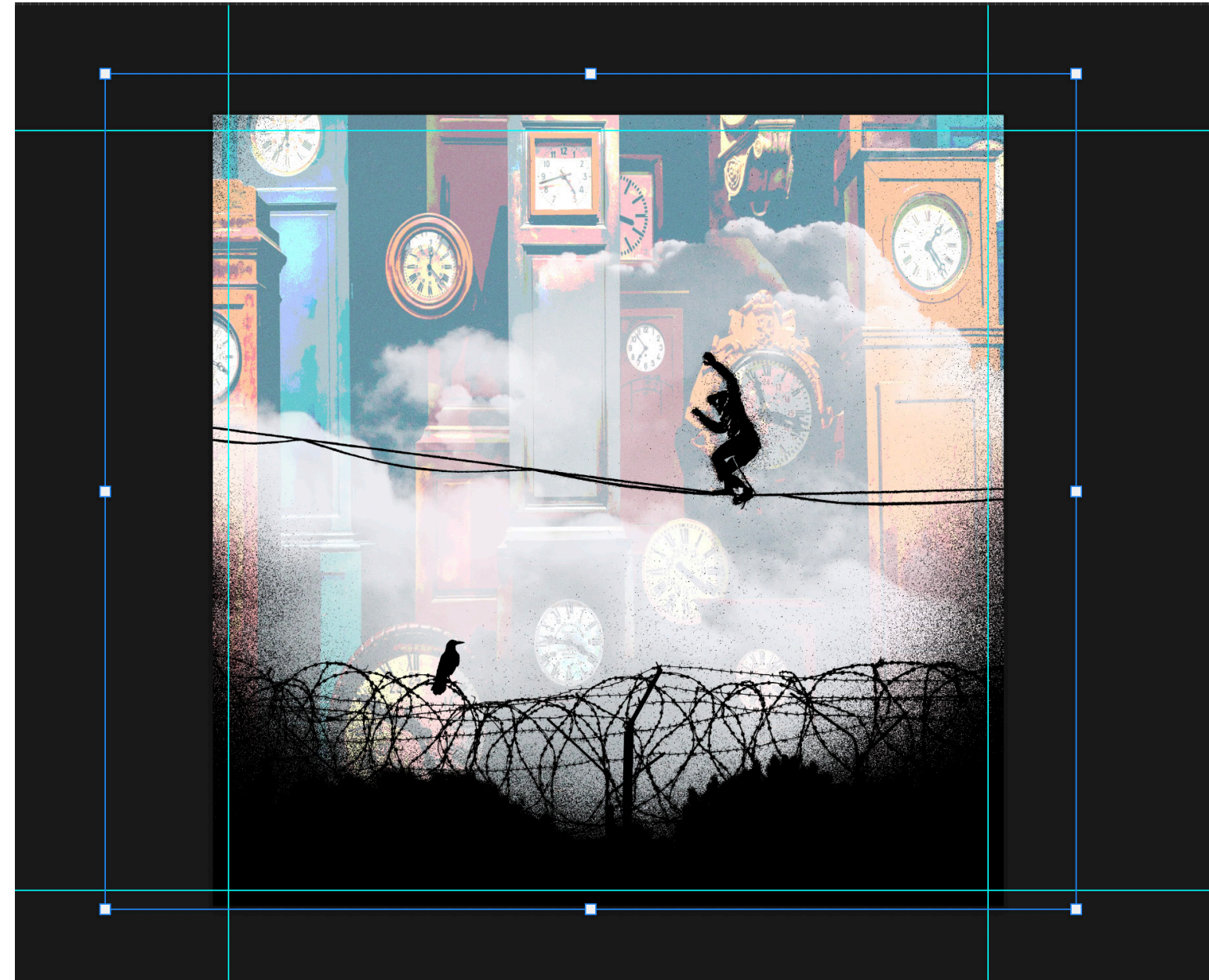
SOUL

SOUL




I started with a simple, initial composition with the barbed wire and tightrope in the foreground, and the clocks in the background.

I used Posterize and Threshold adjustments in order to create a high-contrast graphic image.



I was worried about the visibility of the foreground, but adding in clouds with the blend mode set to “screen” solved this issue and added depth; The tightrope and barbed wire are clear and easily see, and the clocks are more faded behind the clouds.



The depth of the collage was furthered by cutting out some of the clocks from the background and pulling them on top of the clouds. Another layer of clouds was added.

SOUL, CONT.




To create more depth and incorporate additional images, I added various flowers in between layers.




The tightrope walker became to feel lost in the composition as I added more and more elements, so I used a simple white circle behind them to add emphasis and allow them to stand out.

NOT PICTURED: I added some warming filters to the finished composition after finishing the others, in order to create a more cohesive final product.

MIND



I started by layout out the main elements of my collage. I added noise and threshold effects to the mannequin head in order to follow through with the graphic effect from the first image I created. Additionally, I posterized the wires in the background.



I removed the top of the head since it looked odd, and I added more elements into the head.




To maintain balance in the head, I made one of the protest signs black and white in order to match the other.

MIND, CONT.



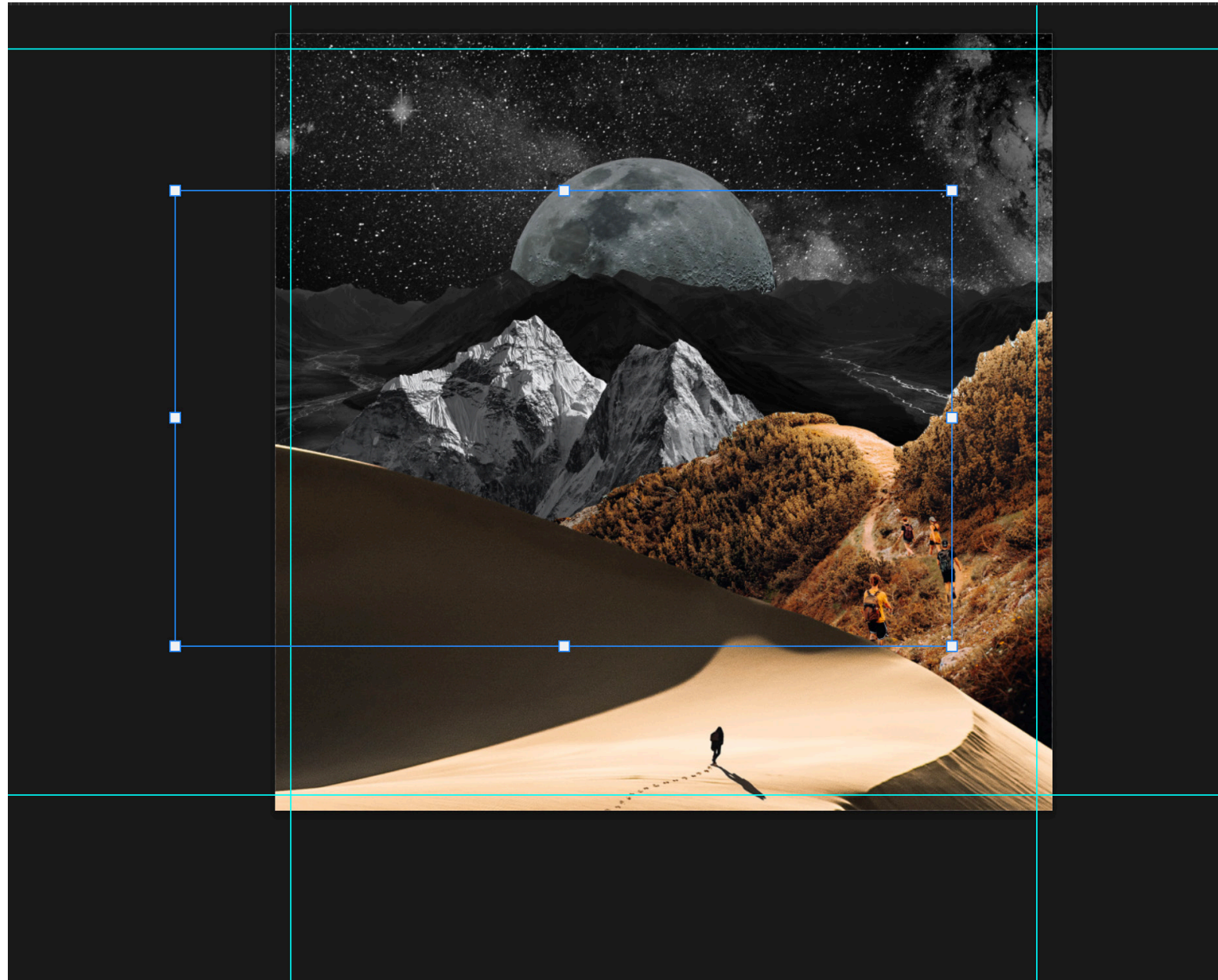
I added in clouds to match the clouds present in the “soul” collage. These still had meaning to me, as I’m a daydreamer in my soul but my mind is often foggy or cloudy. I also added in the foreground of Starry Night.



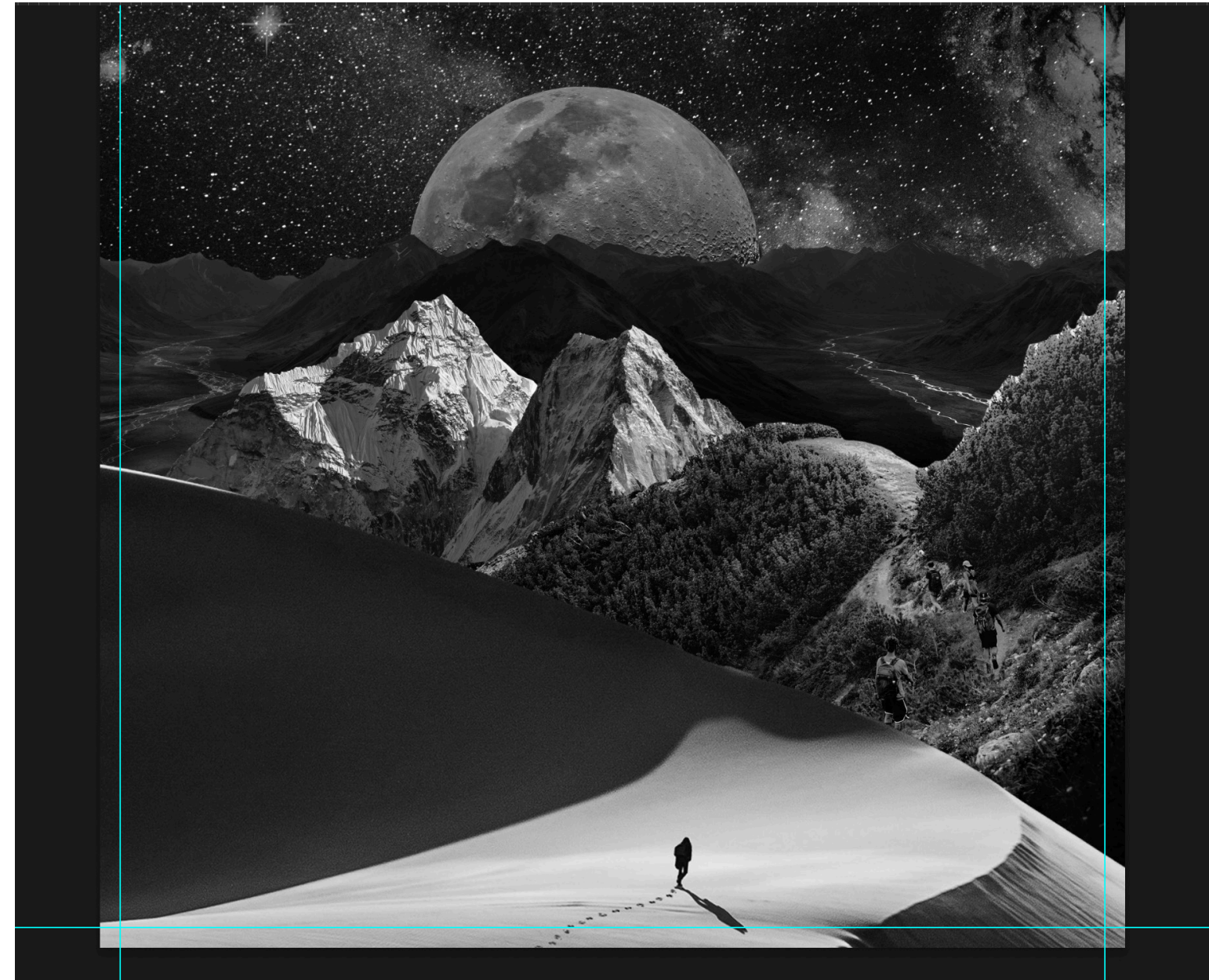
I edited Starry Night in order for it to anchor the composition more and add some nice contrast. Lastly, I added in various watches and clocks in between Starry Night and the wires, which created some needed depth.

NOT PICTURED: I added some cooling filters to the finished composition after finishing the others, in order to create a more cohesive final product.

BODY




I began by combining the various landscape images that I had acquired, to be the base of the composition.



Since 2/4 of the images were in black and white, I decided to make the entire collage in black and white.

NOT PICTURED: It was at this time that I increased the saturation on the other two collages, which created a nice look on the finished product.



I added in the eye (with the image reversed and the layer set to screen) as well as the hands that I masked out.

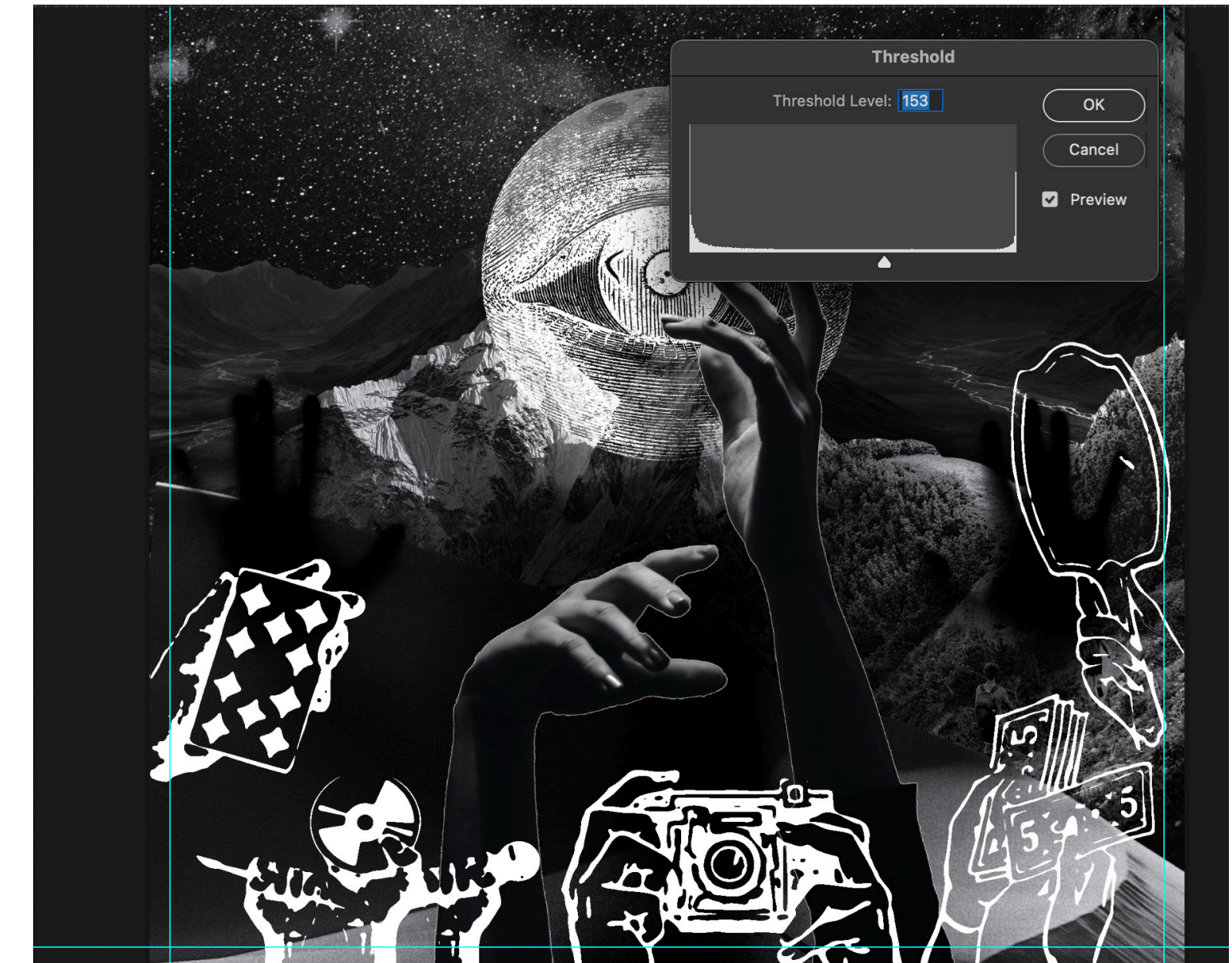
BODY, CONT.



I added a ghostly figure behind the hands, but the darkness made the hands harder to see. I added a stroke to the hands, which not only increased visibility but also matched nicely with the styles of the other collages.



I added in various illustrations of hands holding things, which created some depth.



I messed with a lot of different effects in order to make the illustrations look a little more messy and distorted.

FINIAL

PROD-

UCT



ARTIST STATEMENT

This digital triptych serves as a self portrait that reflects my inner-self and who I see myself as a person. They each represent my mind, body, and soul respectively. Each image chosen and used in the collage has some representation of an aspect of my self.

For example, the use of clocks in the collages represent the facts that I often find myself living in the past, rushing for deadlines, but also that I've been sometimes called an old soul. The mannequin head represents how I often feel lost in my own mind and body, as I experience a lot of disassociation where I don't feel like I actually exist in my body. The tightrope walker represents the stress and anxiety that I frequently experience.

Overall, the use of vibrant color in the "mind" and "soul" panels of the triptych contrasts with the lack of color in the "body" panel. As an artist and a daydreamer, I sometimes find that reality is much more duller compared to my imagination. In reality, I do, however, consider myself to be a very visual person who enjoys working with their hands and is a very hands-on learner. My style is incorporated in the images in the form of grainy graphic images and overlapping illustrations.

REFLECTION

In creating this collage, I think the most useful skill I have learned is how to create a lot of depth in a collage and build a surreal space. I previously already enjoyed collage, but I'm looking forward to making more and experimenting with creating spaces and emphasizing certain images.

I really enjoy the overall look of my triptych, but I do wish that I had represented more of my style in the collages. If I go back and revise

this piece, I'd like to add more texture, shadows between layers, and decorative distorted text. Without any restraints of project guidelines, I'd also likely use images that have been printed and cut out as well as some of my own illustrations or photographs.